

DIGIDIM Universal Dimmer (452)

The DIGIDIM Universal Dimmer is a DALI-compatible lamp interface unit for use in a DIGIDIM lighting control system. The dimmer is a DIN-rail-mounted unit that can control a maximum load of 1000 W at 230 V.

It has two operating modes, either of which can be used with mains-voltage lamps:

- Trailing-edge mode is for use with low-voltage lamps with electronic transformers.
- Leading-edge mode is for lamps with magnetic transformers, provided that the transformers are approved for dimming use by their manufacturers.

The dimmer is provided with a status LED and a physical selection switch that can be used to identify the device during system configuration.

The dimmer is also provided with an optional addressing switch that allows simple DALI grouping of the device. The default position '0' allows the normal grouping with DIGIDIM remote controller, Toolbox or Designer software.



Key Features

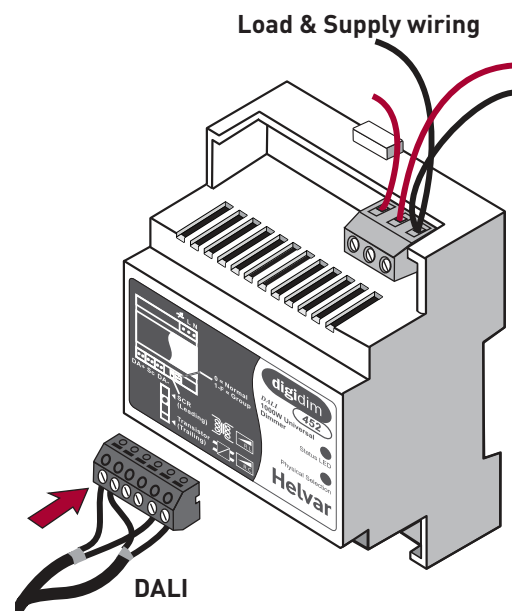
- Out-of-box operation. No programming required when using DIGIDIM slider, rotary, or push-button panels. For scene panels, 'preset download' must be carried out.
- Input voltage fluctuation compensation ensures stable output levels with fluctuating incoming mains levels.
- Group-selection switch for quick and simple programming.
- Operating-mode switch (leading- or trailing-edge dimming).
- Overcurrent, power and temperature protection.
- DIN-rail mounted and only 70 mm wide.

Additional Functions

The following functions may be programmed using the Toolbox or Designer software:

- Max./Min. levels, Fade times*, Scenes* and Groups*
- Dimmer status report
- System failure level/ignore
- Power on level
- Power on to last level

* These functions are programmable using IR remote.



Technical Data

Connections

DALI: Removable terminal block
Up to 4 mm² solid core or up to 2.5 mm² stranded
Note: If equipment is used in an electrically noisy environment, ensure the DALI cable is screened and the screen earthed.

Power supply

Mains supply: 100 VAC – 240 VAC (nominal)
85 VAC – 264 VAC (absolute)
45 Hz – 65 Hz

Load current: 4.4 A (4.4 A × 230 V = 1000 W)

Heat dissipation: 7 W with maximum load (resistive)

DALI consumption: 2 mA

Mechanical data

Dimensions: 90 mm × 70 mm × 58 mm

Weight: 180 g

Mounting: DIN rail (installation in switchgear/controlgear cabinet)

IP code: IP30

Operating conditions

Ambient temperature: 0 °C to +40 °C
Above this temperature, derate according to the adjacent graph.

Relative humidity: Max. 90 %, noncondensing

Storage temperature: -10 °C to +70 °C

Conformity and standards

EMC emission: EN 55015

EMC immunity: EN 61547

Safety: EN 61347-2-11

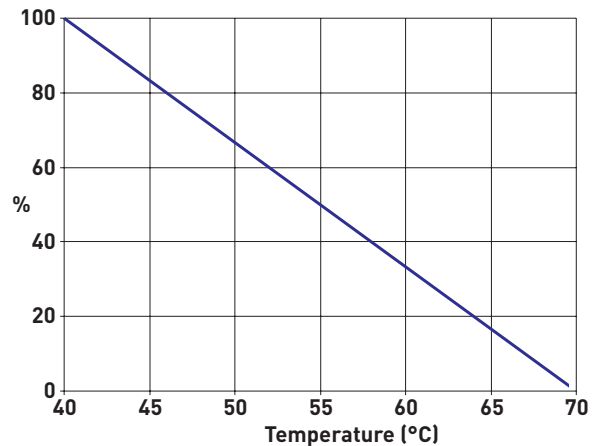
Environment: Complies with WEEE and RoHS directives.

Software compatibility

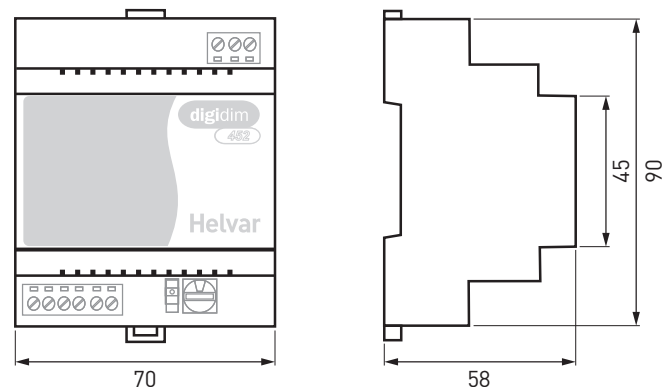
Designer: 4.1 or later

Toolbox: All versions

Load Power Derating vs. Ambient Temperature



Dimensions (mm)



Connections

